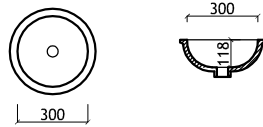


DURAT tasapinnaga integreeritavad valamud

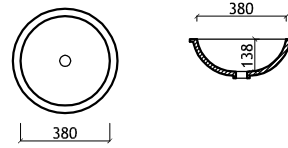
DURAT®

ROUND

ROUND I
300 x 118 (+12)



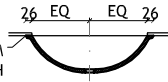
ROUND II
380 x 138 (+12)



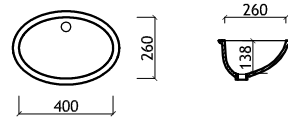
OVAL

PRINCIPAL SECTION

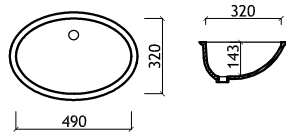
SINK ATTACHED TO 12 MM
DURAT TOP FROM UNDERNEATH



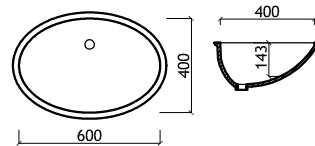
OVAL I
400 x 260 x 138 (+12)



OVAL II
490 x 320 x 143 (+12)

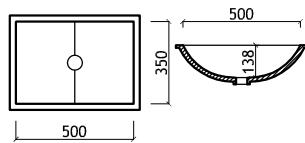


OVAL III
600 x 400 x 173 (+12)



KEHTO SINK

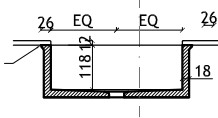
KEHTO
510 x 320 x 138 (+12)



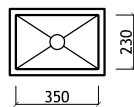
RECTANGULAR

PRINCIPAL SECTION

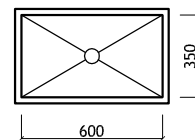
SINK ATTACHED TO 12 MM
DURAT TOP FROM UNDERNEATH



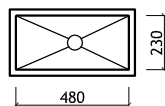
RECTANGULAR I
350 x 230 x 118 (+12)



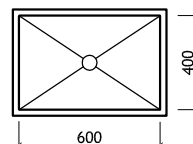
RECTANGULAR IX
600 x 350 x 118 (+12)



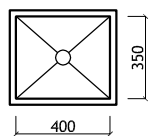
RECTANGULAR II
480 x 230 x 118 (+12)



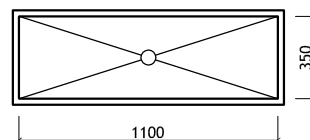
RECTANGULAR X
600 x 400 x 118 (+12)



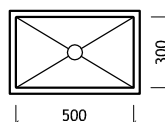
RECTANGULAR III
400 x 350 x 118 (+12)



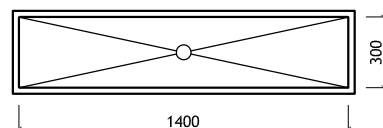
RECTANGULAR XI
1100 x 350 x 118 (+12)



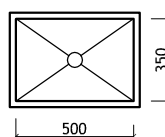
RECTANGULAR IV
500 x 300 x 118 (+12)



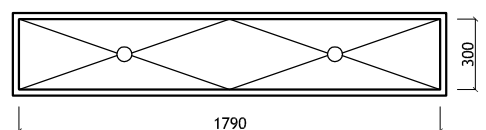
RECTANGULAR XII
1400 x 300 x 118 (+12)



RECTANGULAR V
500 x 350 x 118 (+12)



RECTANGULAR XIII
1790 x 300 x 118 (+12)



RECTANGULAR VIII
800 x 300 x 118 (+12)

